



# InSpire Canada Math Contest – Supervision Instructions

---

**\*No calculators are allowed for all ICMC tests. The only items permitted are blank paper and pens/pencils for scratch work.**

1. Go to <https://math-contest.org/>
2. Ask each student to click “LOGIN” button at the upper right corner of the page, and enter their Email and password to log into their account (for school group registration, default password is “Inspire2025” with first letter I in upper case)



☐ Remember me

[Lost Password?](#)

3. Once students have logged into their account, ask them to go to settings to confirm if their names are spelled correctly. If there's an error, they can directly make the change at this page and click “Save Changes” at the bottom of the page. *(School cannot make the name change after registration, it can only be done through logging into the individual account)*



## Inspire

Coordinator



180  
[Earnings History](#)

[View Public Profile](#)

[Share Public Profile](#)



[SETTINGS](#)

- Click “contests” button at the top of the screen, and click the 2025-2026 Contest page to enter the competition.



## Contests

[Newest](#)

[Oldest](#)

[Popular](#)



InSpire  
Canada  
Math Contest

Inspire Canada Math Contest  
2025-2026



## 5. Then click “Start Contest”

The screenshot shows the InSpire Canada Math Contest website. The header includes the logo, navigation links (Home, Contests, Result, Reports, Handbooks, Registration, Referrals), and a user profile link. The main content area features the title 'InSpire Canada Math Contest Sample Test' and a prominent red 'START CONTEST' button, which is pointed to by a red arrow. Below the button is a 'Contest details' section with a 'Contests' checkbox and a count of 8. At the bottom, there is a 'Description' tab and a 'Select Grade' link.

## 6. Make sure to ask everyone to click “Select Grade” to choose the questions for their grade.

The screenshot shows the 'Select your grade' section of the InSpire Canada Math Contest website. It features a welcome message and a grid of eight buttons, each representing a grade from 1 to 8. Each button has the text 'Start Contest' below the grade number.

Grade 1	Grade 2	Grade 3	Grade 4
Start Contest	Start Contest	Start Contest	Start Contest
Grade 5	Grade 6	Grade 7	Grade 8
Start Contest	Start Contest	Start Contest	Start Contest



7. After the grade being selected, the student will formally start the specific contest. Once this button is clicked, the student will have 45 minutes to complete the test. There is a timer so the student can see the time remaining.

←

X Curriculum

InSpire Canada Math Contest Sample Test

InSpire Canada Math Contest Sample Test

October

1/6

^

Grade 1 – Sample

20 questions

✓

Grade 2 – Sample

20 questions

Grade 3 – Sample

23 questions

Grade 4 – Sample

25 questions

Grade 5 – Sample

25 questions

Grade 6 – Sample

25 questions

Grade 4 – Sample

Questions count: 25

Start Contest



8. During the test, after making a selection for each question, the student can click the next question number to go to next question, the answer will be automatically saved. If they wish to change the answer for a question, they need to click the specific question number, go back to there and select the new answer again.



- ☐ 27
- ☐ 30
- ☐ 33
- ☐ 36

1	2	3	4	5	6	7	8	9	10
11	12	13	14	15	16	17	18	19	20
21	22								



9. To end the contest, the student must click “End Test”. If time runs out, the test ends automatically.

A grid of 22 question numbers from 1 to 22. The numbers are arranged in three rows: the first row contains 1-9, the second row contains 11-19, and the third row contains 21-22. Each number is inside a light blue rounded square with a small grey bar at the top. The number 6 is highlighted in a red rounded square.

End Test

10. Once the student clicks “End Test” button, the website will ask them to confirm, and if they click “Submit”, they will not be able to return to the test.




A confirmation dialog box titled "Submit contest" with a close button (X) in the top right corner. The text inside reads: "Once you submit, you will no longer be able to change your answers. Are you sure you want to submit the contest?". At the bottom, there are two buttons: "Cancel" and "Submit". The "Submit" button is red, and the "Cancel" button is light blue.



**InSpire Canada**  
Math Contest

**11.If you have any questions during the test, please send email or use WhatsApp to contact our support team. Contact information is listed as below.**

## **InSpire Canada Math Contest**

-  503A Windsor Crossing Premium Outlet Mall,  
1555 Talbot Rd, Windsor, ON N9H 2N2
-  888-MATH (6284)-618
-  [support@math-contest.org](mailto:support@math-contest.org)

